



Making a plan to stop the abuse of wāhine whaikaha, Deaf / deaf and disabled women



**Disabled Woman Strand –
Participant Interest Form**

Taking part in this research

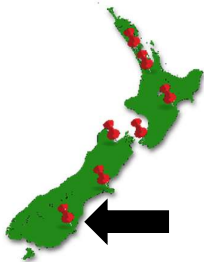


You can fill out this form if you want to be part of the **research** being done by the **Donald Beasley Institute**.



Research is:

- looking at what things have happened
- trying to find out how to do things better.



The **Donald Beasley Institute / DBI** does research on the lives of disabled people.

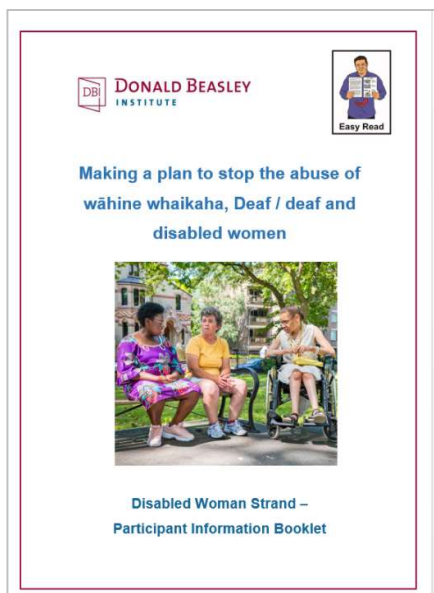

Their main office is in Dunedin in New Zealand.



The research project is called:

**Ka Whakawhanake he Ara Pūrua
hei Kātoitoi i te Mahi Tūkino ki ō
Tātou Wāhine Whaikaha**

**Developing a Twin Track
Response to Family and Sexual
Violence Against Wāhine
Whaikaha, Deaf / deaf and
Disabled Women.**



There is another Easy Read document called the **Participant Information Booklet** that tells you more about the research we are doing.

Please read the Participant Information Booklet first before filling this form.



You can find the **Participant Information Booklet** on the Donald Beasley Institute **website**:

www.donaldbeasley.org.nz



If you want to take part in this research you will need to fill in a Participant Interest Form.



DBI need you to fill in this form to make sure that people who want to take part in the research have the right experiences to take part.

Ways to complete this form



We have some questions for you to fill in over the next few pages.



You can ask someone to help you complete this form.

This can be someone you trust like a:



- family member
- friend
- support person.

If you would like us to support you filling out the form you can:



- **phone** DBI on:

0800 878 839



- **email** Eden Tuisala to make a time to fill out the form together at:

etuisaula@donaldbeasley.org.nz


You can send your completed form back to us in different ways.



You can contact us if you have any questions.



Our **contact details** are on **page 20** of this booklet.



You can give your answers in:

- English
- Te Reo Māori
- New Zealand Sign Language.



You can fill in the form **online** at:

<https://tinyurl.com/2p8eut2x>

If you fill the form online when you have finished:

- press **Done**
- your answers will be sent to us.





You can **email** your form to:

etuisaula@donaldbeasley.org.nz



You can **post** your form to:

Suite 4, Level 2

248 Cumberland Street

Dunedin 9016



You can choose to:

- **record** yourself or your voice on video



- **email** this to:

etuisaula@donaldbeasley.org.nz



If you use **New Zealand Sign Language:**



1. Go to the **SeeFlow Direct** website:

<https://seeflow.co.nz/direct>



2. Video record your answers on the website.
3. Your answers will be sent to us.

Tell us about yourself

Question 1. Things about me:



My ikoa / name is:

.....

.....



My waea / phone number is:

.....

.....



My Īmēra / email address is:

.....

.....



My wāhi noho / address - where I live
is:

.....

.....

.....

.....



My Te Rā i Whānau mai koe / Date of
Birth is:

.....

Question 2. I am:



Put a tick ✓ inside the box to show us your answer.

Wāhine / Female

Tētahi / Other -


.....

.....

I do not want to say.

Question 3. I identify / see myself as:

Put a tick ✓ inside the boxes that fit you to show us your answer.



Wāhine whaikaha



Whānau haua



A disabled person



A Deaf / deaf person

Deaf

Other – please let us know:



.....

Question 5. My ethnicity is:

Put a tick ✓ inside the boxes that fit you to show us your answer.



Māori



NZ European / Pākehā

Fijian



Tongan

Cook Island Māori

Samoan

Niuean.

These are some more boxes that might fit your answer about your ethnicity.

Put a tick ✓ inside the boxes that fit you to show us your answer.



Indian




Chinese

Other – please let us know:

.....

I do not want to tell you.



Question 6. The name of my Iwi / Hapū / Marae?

Move on to the next question if:

- you do not know
- you do not have an iwi / hapū / marae.

My Iwi is:

.....
.....



My Hapū is:

.....
.....



My Marae is:

.....
.....

Question 7. I live:

Put a tick ✓ inside all the boxes that are right for you.



I live by myself



I live with a partner

I live in a flat with other people



I live in a house with staff support



I live with my family

I board with another family.

These are some more boxes to tick about where you live.

Put a tick ✓ inside all the boxes that are right for you.



I live in social housing



I rent my home from someone

I own my own home



I do not have a place to live

Other – please let us know:

.....

I do not want to tell you.



Question 8. Tell us about any disability support services that you use:

.....

.....

.....

.....

.....

.....

.....

.....

.....

.....

.....

.....

.....

.....

.....

.....

.....

.....

.....

.....

.....

.....

.....

.....

.....

How to get in touch with us



If you have any questions you can talk to:

Eden Tuisaula

Kairuruku / Research Assistant

Free phone: **0800 878 839**



Email:

etuisaula@donaldbeasley.org.nz



The **0800** number will not cost you any money to call.



You can also find more information about the Donald Beasley Institute on their **website**:

www.donaldbeasley.org.nz



You can post your Participant Interest Form:

Donald Beasley Institute

Suite 4, Level 2

348 Cumberland Street

Dunedin 9016

New Zealand



This information has been written by the Donald Beasley Institute.



It has been translated into Easy Read by the Make it Easy Kia Māmā Mai service of People First New Zealand Ngā Tāngata Tuatahi.



The ideas in this document are not the ideas of People First New Zealand Ngā Tāngata Tuatahi.



Make it Easy uses images from:



- Changepeople.org
- Photosymbols.com
- SGC Image Works
- Huriana Kopeke-Te Aho.



All images used in this Easy Read document are subject to copyright rules and cannot be used without permission.