




Making a plan to stop the abuse of wāhine whaikaha, Deaf / deaf and disabled women



An invitation to be part of our research project

Before you read this



This Easy Read document talks about **abuse**.



Abuse is when people are:

- not looked after properly
- hurt
- treated badly.



Some information in this document may upset people when they are reading it.



This information is not meant to scare or upset anyone.



If you do not feel safe right now call the police on **111**.




If you are worried or concerned after reading this document you can talk about it with:

- your family
- your friends
- your support workers.



What is this invitation about?



This Easy Read **research** invitation is from the **Donald Beasley Institute**.



Research is:

- looking at what things have happened
- trying to find out how to do things better.




The **Donald Beasley Institute** does research on the lives of disabled people.

Their main office is in Dunedin in New Zealand.



The research project is called:

**Ka Whakawhanake he Ara Pūrua
hei Kātoitōi i te Mahi Tūkino ki ō
Tātou Wāhine Whaikaha**



**Developing a Twin Track
Response to Family and Sexual
Violence Against Wāhine
Whaikaha, Deaf / deaf and
Disabled Women.**



**A twin-track response to violence
means there are:**

- services that are for everyone including disabled people.
- services that are just for disabled people.





Family violence can mean different things like:

- physical violence like hitting you
- financial abuse like not letting you spend your money
- emotional abuse like calling you names.




Family violence can also mean things like:

- not giving you the care you need
- not letting you see a doctor.



Sexual violence is making you do sexual things when you do not want to.





Wāhine whaikaha means Māori disabled women.



Deaf

Deaf / deaf is a way of talking about both:


- people with a hearing impairment

and

- members of the Deaf community.



The New Zealand Government has done a lot of work to understand family / sexual violence.



The Government is creating a **whole of government** way to stop family violence.



Whole of government means that the plan to stop family violence will be used by every part of the Government.



We will use what we find out in our research to help services give better support to:

- wāhine whaikaha
- Deaf / deaf women
- disabled women.



Who is this invitation for?



We want to talk to **20 wāhine whaikaha / disabled women** who have experienced family / sexual violence.



For this research wāhine / women means people who say they are:

- wāhine whaikaha
- Deaf / deaf women
- disabled women.



You may or may not have asked for help from a family / sexual violence support service.



If you want to take part in the research you need to be:

- over the age of 18 years old
- able to give **informed consent**.




Informed consent is when you:

- are given information about something you have been asked to do

and

- understand that information
- can choose if you want to do what you have been asked to.





We will **not** be asking questions about the family / sexual violence that you experienced.



We will be asking questions about support services you have used.

We will also be asking questions about what support services that would have been good at the time.



We want to find out things like:

- how well support services worked for you
- what stopped or made it hard for you to use support services.

What to do if you want to take part?



You can let us know of your interest to take part in this research by contacting:

Eden Tuisaula

Kairuruku / Research Assistant




Free phone: 0800 878 839

Email:

etuisaula@donaldbeasley.org.nz



The **0800** number will not cost you any money to call.



You can send a **letter** to Eden in the post to:


Donald Beasley Institute

Suite 4, Level 2

348 Cumberland Street

Dunedin 9016

New Zealand



You can also find more information about the Donald Beasley Institute on their **website**:

www.donaldbeasley.org.nz



When you contact Eden she will send you a **Participant Interest Form** to fill in.

A **Participant Interest Form** is a form that you need to fill in that has information about you.



You can ask for the Participant Interest Form to be in Easy Read.

If you need support to fill in the Participant Interest Form you can:



- talk to Eden
- ask a family member / friend
- ask a support worker.



This information has been written by the Donald Beasley Institute.



It has been translated into Easy Read by the Make it Easy Kia Māmā Mai service of People First New Zealand Ngā Tāngata Tuatahi.



The ideas in this document are not the ideas of People First New Zealand Ngā Tāngata Tuatahi.



Make it Easy uses images from:



- Changepeople.org
- Photosymbols.com
- SGC Image Works
- Huriana Kopeke-Te Aho.



All images used in this Easy Read document are subject to copyright rules and cannot be used without permission.